

The Engineer's Tool Kit



BDL
INCORPORATING

FLUID POWER TECHNOLOGY



Established in 1996, Bearings and Drives has grown to be a leader in the supply and distribution of MRO products from the world's leading manufacturers including: Bearings, Power Transmission, Industrial Gearboxes, Motors, Tools & Consumables. Drawing on our experience of customer requirements products and services have been developed for all types of industry including Food, Paper, Recycling, Distribution, Quarrying and Plastics.

Due to the unpredictable nature of MRO spares demand, we offer single source supply which includes MANAGED INVENTORY SERVICES, which would, by streamlining your ordering process, REDUCE DOWNTIME and IMPROVE PRODUCTION EFFICIENCY therefore creating considerable COST SAVINGS.

Our REPAIR SERVICES cover Motors, Gearboxes & Pumps. Available 24/7 our team of highly skillful engineers is on hand to deliver advise and engineering solutions. We also offer a free collection and delivery service.

FLUID POWER

In 2009, and with many industries relying on Fluid Power in their manufacturing processes, our sister company FLUID POWER TECHNOLOGY was established and it has grown to not only carry large stocks of, FRL's, Solenoid Valves, Mechanical Valves, Metal & Plastic Fittings but also, due to the indepth knowledge and expertise of our staff, we are able to offer Product Interchange, System Advice and Bespoke Solutions to specific requirements, these being our Unique Selling Points, set us apart from the competition.

However large or small the requirement, however simple or complex the problem, both BEARINGS & DRIVES and FLUID POWER TECHNOLOGY prides themselves on meeting your requirement with on time, on budget solution and supply.



Emergency Call Out
Service 24 hours a
day 7 days a week
365 days a year



DYNAMIC WHEEL & CASTOR SOLUTIONS

T 01457 837772
E sales@aut.co.uk
W www.aut.co.uk

AUT (Wheels and Castors) Ltd are a national castor company that have supplied quality wheels and castors for over 40 years.

All our castors are tested to all relevant European norms so you can be confident on quality and conformity.

The following is a standard range of castors. We have many other options available upon request. Our Series 64 range shows some of our heavier duty castors for your reference.

Our **Utility Range** has been designed specifically to cater for as much as 90% of the everyday applications of wheels and castors:



Versatile
Can be used across a broad spectrum of industries and applications



Cost effective
Exceptionally cost effective range of wheels and castors



Designed with style in mind
To complement your finished products



Broad range of carrying capacities
Meaning you can be confident we can meet any weight specific requirements



Available in stainless steel
Making it perfect for hygienic or clean areas



Market-leading innovation
Products like the durable Series 62ER towing castors, heavy duty Series 62NY and hybrid wheel 62SH

CASTORS

SERIES AT Grey TPR tyred apparatus wheels and castors



85 Shore A



50 - 150mm



50 - 100kg



Plain Bore



Ball Bearing

- > **Polypropylene** light grey wheel centre with thermoplastic rubber dark grey tread
- > **Plain bearing** without threadguards. **Single ball bearing** has plastic threadguards.

- > **Pressed steel**, zinc plated castor body
- > **Ideal** for use in manual handling, medical centres and the hotel industry

APPARATUS CASTORS



									SWIVEL	FIXED	TOTAL & BRAKE	BOLT HOLE	BOLT HOLE & TOTAL BRAKE
	50	19	70	60x60	48/39x48/39	6.3	11	50	AT050P2Z21	AT050P3Z21	AT050P4Z21	AT050P5Z21	AT050P6Z21
	50	19	70	60x60	48/39x48/39	6.3	11	50	AT050B2Z21	AT050B3Z21	AT050B4Z21	AT050B5Z21	AT050B6Z21



Aluminium Pedal



TOP PLATE CASTORS

									SWIVEL	FIXED	TOTAL & BRAKE
	75	25	100	60x60	48/38x48/38	6.3	11	75	AT075P2Z21	AT075P3Z21	AT075P4Z21
	100	32	135	77x67	61.5/56x51.5/46.5	8.5	11	100	AT100P2Z21	AT100P3Z21	AT100P4Z21
	125	32	160	77x67	61.5/56x51.5/46.5	8.5	11	100	AT125P2Z21	AT125P3Z21	AT125P4Z21
	125	32	160	95x70	75x50	11	-	100	AT125P2Z31	AT125P3Z31	AT125P4Z31
	150	32	185	77x67	61.5/56x51.5/46.5	8.5	11	100	AT150P2Z21	AT150P3Z21	AT150P4Z21
	75	25	100	60x60	48/38x48/38	6.3	11	75	AT075B2Z21	AT075B3Z21	AT075B4Z21
	100	32	135	77x67	61.5/56x51.5/46.5	8.5	11	100	AT100B2Z21	AT100B3Z21	AT100B4Z21
	125	32	160	77x67	61.5/56x51.5/46.5	8.5	11	100	AT125B2Z21	AT125B3Z21	AT125B4Z21
	125	32	160	95x70	75x50	11	-	100	AT125B2Z31	AT125B3Z31	AT125B4Z31
	150	32	185	77x67	61.5/56x51.5/46.5	8.5	11	100	AT150B2Z21	AT150B3Z21	AT150B4Z21

Aluminium Pedal



BOLT HOLE CASTORS

						SWIVEL	TOTAL & BRAKE
	75	25	100	11	75	AT075P5Z21	AT075P6Z21
	100	32	135	11	100	AT100P5Z21	AT100P6Z21
	125	32	160	11	100	AT125P5Z31	AT125P6Z31
	150	32	185	11	100	AT150P5Z21	AT150P6Z21
	75	25	100	11	75	AT075B5Z21	AT075B6Z21
	100	32	135	11	100	AT100B5Z21	AT100B6Z21
	125	32	160	11	100	AT125B5Z31	AT125B6Z31
	150	32	185	11	100	AT150B5Z21	AT150B6Z21

CASTORS

TWIN WHEEL CASTORS TOP PLATE & BOLT HOLE



									SWIVEL	SWIVEL & BRAKE	BOLT HOLE	BOLT HOLE & BRAKE
	50	19	70	60x60	48/39x48/39	6.3	11	25	AT050P2Z81	AT050P4Z81	AT050P5Z81	AT050P6Z81
	75	25	102	77x67	61.5/56x51.5/46.6	8.5	11	31.4	AT075P2Z81	AT075P4Z81	AT075P5Z81	AT075P6Z81
	50	19	70	60x60	48/39x48/39	6.3	11	25	AT050B2Z81	AT050B4Z81	AT050B5Z81	AT050B6Z81
	75	25	102	77x67	61.5/56x51.5/46.6	8.5	11	31.4	AT075B2Z81	AT075B4Z81	AT075B5Z81	AT075B6Z81



SERIES B

Grey non-marking rubber tyre on black plastic centre wheels and castors



80 - 200mm



70 - 250kg



Roller Bearing

- > **Polypropylene** black wheel centre with grey solid rubber wheel
- > **Without** threadguards

- > **Pressed steel**, zinc plated castor body
- > **Ideal** for handling trolleys



WHEEL

(mm)	(mm)	(mm)	(mm)	(mm)	(daN)	(code)
80	35	12	40	70	B080R1021	
100	35	12	40	75	B100R1021	
125	38	15	50	100	B125R1021	
160	40	20	59	135	B160R1021	
200	50	20	59	205	B200R1021	

TOP PLATE & BOLT HOLE CASTORS



								SWIVEL	FIXED	+ TOTAL BRAKE	BOLT HOLE	+ TOTAL BRAKE
80	35	105	105x80	80/77x60	9	13	70	B080R2Z21	B080R3Z21	B080R4Z21	B080R5Z21	B080R6Z21
100	35	125	105x80	80/77x60	9	13	75	B100R2Z21	B100R3Z21	B100R4Z21	B100R5Z21	B100R6Z21
125	38	155	105x80	80/77x60	9	13	100	B125R2Z21	B125R3Z21	B125R4Z21	B125R5Z21	B125R6Z21
160	40	195	135x110	105x84/76	11	13	135	B160R2Z21	B160R3Z21	B160R4Z21	B160R5Z21	B160R6Z21
200	50	235	135x110	105x84/76	11	13	205	B200R2Z21	B200R3Z21	B200R4Z21	B200R5Z21	B200R6Z21

SERIES C

Black rubber tyre on black plastic centre wheels and castors



80 - 200mm



70 - 205kg



Roller Bearing

- > **Black polypropylene** wheel centre with black solid rubber tread
- > **Without** threadguards

- > **Pressed steel**, zinc plated castor body
- > **Ideal** for handling trolleys



WHEEL

(mm)	(mm)	(mm)	(mm)	(mm)	(daN)	(code)
80	35	12	40	70	C080R1021	
100	35	12	40	75	C100R1021	
125	38	15	50	100	C125R1021	
160	40	20	59	135	C160R1021	
200	50	20	59	205	C200R1021	

TOP PLATE & BOLT HOLE CASTORS



								SWIVEL	FIXED	+ TOTAL BRAKE	BOLT HOLE	+ TOTAL BRAKE
80	35	105	105x80	80/77x60	9	13	70	C080R2Z21	C080R3Z21	C080R4Z21	C080R5Z21	C080R6Z21
100	35	125	105x80	80/77x60	9	13	75	C100R2Z21	C100R3Z21	C100R4Z21	C100R5Z21	C100R6Z21
125	38	155	105x80	80/77x60	9	13	100	C125R2Z21	C125R3Z21	C125R4Z21	C125R5Z21	C125R6Z21
160	40	195	135x110	105x84/76	11	13	135	C160R2Z21	C160R3Z21	C160R4Z21	C160R5Z21	C160R6Z21
200	50	235	135x110	105x84/76	11	13	205	C200R2Z21	C200R3Z21	C200R4Z21	C200R5Z21	C200R6Z21



SERIES D

Black rubber tyre on steel centre wheels and castors



80 - 200mm



70 - 205kg









Roller Bearing

- > **Steel centre** wheel with black solid rubber tread
- > **Without** threadguards

- > **Pressed steel**, zinc plated castor body
- > **Ideal** for handling trolleys










WHEEL

 (mm)	 (mm)	 (mm)	 (mm)	 (daN)	 (code)
80	35	12	40	70	D080R1021
100	35	12	40	75	D100R1021
125	38	15	40	100	D125R1021
160	40	20	50	135	D160R1021
200	50	20	50	205	D200R1021

TOP PLATE & BOLT HOLE CASTORS



 (mm)	 (mm)	 (mm)	 (mm)	 (mm)	 (mm)	 (kg)	SWIVEL	FIXED	+ TOTAL BRAKE	BOLT HOLE	+ TOTAL BRAKE	
80	27	105	105x80	80/77x60	9	13	70	D080R2Z21	D080R3Z21	D080R4Z21	D080R5Z21	D080R6Z21
100	27	128	105x80	80/77x60	9	13	75	D100R2Z21	D100R3Z21	D100R4Z21	D100R5Z21	D100R6Z21
125	38	155	105x80	80/77x60	9	13	100	D125R2Z21	D125R3Z21	D125R4Z21	D125R5Z21	D125R6Z21
160	40	195	135x110	105x84/76	11	13	135	D160R2Z21	D160R3Z21	D160R4Z21	D160R5Z21	D160R6Z21
200	50	235	135x110	105x84/76	11	13	205	D200R2Z21	D200R3Z21	D200R4Z21	D200R5Z21	D200R6Z21

CASTORS

SERIES D

Black rubber tyre on pressed steel centre wheels in refuse castor



200mm



205kg



Roller Bearing






- > **Steel centre** wheel with black solid rubber tread

- > **Pressed steel**, zinc plated castor body

- > **Without** threadguards











WHEEL

 (mm)	 (mm)	 (mm)	 (mm)	 (daN)	 (code)
200	50	20	60	205	D200R1071

TOP PLATE & BOLT HOLE CASTORS



 (mm)	 (mm)	 (mm)	 (mm)	 (mm)	 (mm)	 (mm)	 (kg)	SWIVEL	+ BACK BRAKE	+ BACK BRAKE & SCREW
200	50	235	135x110	105x84/76	11	55	205	D200R2Z71	D200R4Z71	D200R4Z81



SERIES DG Grey rubber tyre on steel centre wheels and castors



- > **Steel centre** wheel with grey solid rubber tread
- > **Without** threadguards
- > **Pressed steel**, zinc plated castor body
- > **Ideal** for handling trolleys



TOP PLATE & BOLT HOLE CASTORS

							SWIVEL	FIXED	+ TOTAL BRAKE	BOLT HOLE	+ TOTAL BRAKE		
	80	27	105	105x80	80/77x60	9	13	70	DG080R2Z21	DG080R3Z21	DG080R4Z21	DG080R5Z21	DG080R6Z21
	100	27	125	105x80	80/77x60	9	13	75	DG100R2Z21	DG100R3Z21	DG100R4Z21	DG100R5Z21	DG100R6Z21
	125	38	155	105x80	80/77x60	9	13	100	DG125R2Z21	DG125R3Z21	DG125R4Z21	DG125R5Z21	DG125R6Z21
	160	40	195	135x110	105x84/76	11	13	135	DG160R2Z21	DG160R3Z21	DG160R4Z21	DG160R5Z21	DG160R6Z21
	200	50	235	135x110	105x84/76	11	13	205	DG200R2Z21	DG200R3Z21	DG200R4Z21	DG200R5Z21	DG200R6Z21

SERIES E Injection moulded polyurethane tyre bonded to nylon centre wheel & castors



- > **Red polyurethane tyre** on grey polyamide centre wheel
- > **Roller bearing** has metal threadguards. **Ball bearing** has plastic threadguards.
- > **Pressed steel**, zinc plated castor body
- > **Ideal** for handling trolleys



WHEELS

					(code)	(code)
(mm)	(mm)	(mm)	(mm)	(daN)		
80	30	12	39	120	E080R1021	-
80	30	8	40	100	-	E080B1021
100	32	12	40	150	E100R1021	-
100	32	15	40	150	-	E100B1021
125	32	15	50	200	E125R1021	E125B1021
160	40	20	59	300	E160R1055	E160B1055
200	50	20	59	350	E200R1055	E200B1055

TOP PLATE CASTORS



							SWIVEL	FIXED	+ TOTAL BRAKE	
	80	30	108	105x80	80/77x60	9	120	E080R2Z21	E080R3Z21	E080R4Z21
	100	32	125	105x80	80/77x60	9	150	E100R2Z21	E100R3Z21	E100R4Z21
	125	32	155	105x80	80/77x60	9	200	E125R2Z21	E125R3Z21	E125R4Z21
	160	40	195	135x110	105x84/76	11	300	E160R2Z21	E160R3Z21	E160R4Z21
	200	50	235	135x110	105x84/76	11	350	E200R2Z21	E200R3Z21	E200R4Z21
	80	30	108	105x80	80/77x60	9	120	E080B2Z21	E080B3Z21	E080B4Z21
	100	32	125	105x80	80/77x60	9	150	E100B2Z21	E100B3Z21	E100B4Z21
	125	32	155	105x80	80/77x60	9	200	E125B2Z21	E125B3Z21	E125B4Z21
	160	40	195	135x110	105x84/76	11	300	E160B2Z21	E160B3Z21	E160B4Z21
	200	50	235	135x110	105x84/76	11	350	E200B2Z21	E200B3Z21	E200B4Z21

Bolt Hole castors available on request



SERIES F

Natural polyamide wheels and standard castors



80 - 200mm



130 - 300kg



Plain Bore



Roller Bearing

- > Natural polyamide wheel
- > Plain bearing without threadguards. Roller bearing has metal threadguards
- > Pressed steel, zinc plated castor body
- > Ideal for handling trolleys



WHEELS

(mm)	(mm)	(mm)	(mm)	(daN)	(code)	(code)
80	34	12	40	130	F080P1021	F080R1021
100	36	12	40	150	F100P1021	F100R1021
125	38	15	50	200	F125P1021	F125R1021
160	40	20	59	300	-	F160R1021
200	50	20	59	300	-	F200R1021

Plain bore larger sizes available on request



TOP PLATE CASTORS

		(mm)	(mm)	(mm)	(mm)	(mm)	(mm)	(daN)	SWIVEL	FIXED	+ TOTAL BRAKE
	80	34	105	105x80	87/77x60	9	130	130	F080P2Z21	F080P3Z21	F080P4Z21
	100	36	125	105x80	87/77x60	9	150	150	F100P2Z21	F100P3Z21	F100P4Z21
	125	38	155	105x80	87/77x60	9	200	200	F125P2Z21	F125P3Z21	F125P4Z21
	160	40	195	135x110	105x84/76	11	300	-	-	-	-
	200	50	235	135x110	105x84/76	11	300	-	-	-	-
	80	34	105	105x80	87/77x60	9	130	130	F080R2Z21	F080R3Z21	F080R4Z21
	100	36	125	105x80	87/77x60	9	150	150	F100R2Z21	F100R3Z21	F100R4Z21
	125	38	155	105x80	87/77x60	9	200	200	F125R2Z21	F125R3Z21	F125R4Z21
	125	38	155	135x110	105x84/76	11	250	250	F125R2Z25	F125R3Z25	F125R4Z25
	160	40	195	135x110	105x84/76	11	300	300	F160R2Z21	F160R3Z21	F160R4Z21
	200	50	235	135x110	105x84/76	11	300	300	F200R2Z21	F200R3Z21	F200R4Z21

CASTORS

BOLT HOLE CASTORS

		(mm)	(mm)	(mm)	(mm)	(mm)	(daN)	SWIVEL	+ TOTAL BRAKE
	80	34	105	105	13	130	130	F080P5Z21	F080P6Z21
	100	36	125	125	13	150	150	F100P5Z21	F100P6Z21
	125	38	155	155	13	150	150	F125P5Z21	F125P6Z21
	160	40	195	195	13	200	-	-	-
	200	50	235	235	13	200	-	-	-
	80	34	105	105	13	130	130	F080R5Z21	F080R6Z21
	100	36	125	125	13	150	150	F100R5Z21	F100R6Z21
	125	38	155	155	13	150	150	F125R5Z21	F125R6Z21
	160	40	195	195	13	200	200	F160R5Z21	F160R6Z21
	200	50	235	235	13	200	200	F200R5Z21	F200R6Z21



SERIES G

White polypropylene wheels and castors



80 - 200mm



80 - 250kg



Plain Bore



Roller Bearing

- > White polypropylene wheel
- > Plain bearing without threadguards. **Roller bearing** has metal threadguards

- > Pressed steel, zinc plated castor body
- > Ideal for handling trolleys



WHEELS

(mm)	(mm)	(mm)	(mm)	(daN)	(code)	(code)
80	34	12	40	80	G080P1021	G080R1021
100	36	12	40	100	G100P1021	G100R1021
125	38	15	50	150	G125P1021	G125R1021
160	40	20	59	250	-	G160R1021
200	50	20	59	250	-	G200R1021

Plain bore larger sizes available on request



TOP PLATE CASTORS

	(mm)	(mm)	(mm)	(mm)	(mm)	(mm)	(daN)	SWIVEL	FIXED	+ TOTAL BRAKE
	80	34	105	105x80	87/77x60	9	80	G080P2Z21	G080P3Z21	G080P4Z21
	100	36	125	105x80	87/77x60	9	100	G100P2Z21	G100P3Z21	G100P4Z21
	125	38	155	105x80	87/77x60	9	150	G125P2Z21	G125P3Z21	G125P4Z21
	160	40	195	135x110	105x84/76	11	200	-	-	-
	200	50	235	135x110	105x84/76	11	250	-	-	-
	80	34	105	105x80	87/77x60	9	80	G080R2Z21	G080R3Z21	G080R4Z21
	100	36	125	105x80	87/77x60	9	100	G100R2Z21	G100R3Z21	G100R4Z21
	125	38	155	105x80	87/77x60	9	150	G125R2Z21	G125R3Z21	G125R4Z21
	125	38	155	135x110	105x84/76	11	200	G125R2Z25	G125R3Z25	G125R4Z25
	160	40	195	135x110	105x84/76	11	200	G160R2Z21	G160R3Z21	G160R4Z21
	200	50	235	135x110	105x84/76	11	250	G200R2Z21	G200R3Z21	G200R4Z21



BOLT HOLE CASTORS

	(mm)	(mm)	(mm)	(mm)	(mm)	(daN)	SWIVEL	+ TOTAL BRAKE
	80	34	104	13	70	70	G080P5Z21	G080P6Z21
	100	36	124	13	90	90	G100P5Z21	G100P6Z21
	125	38	154	13	140	140	G125P5Z21	G125P6Z21
	160	40	194	13	200	200	-	-
	200	50	234	13	200	200	-	-
	80	34	104	13	70	70	G080R5Z21	G080R6Z21
	100	36	124	13	90	90	G100R5Z21	G100R6Z21
	125	38	154	13	140	140	G125R5Z21	G125R6Z21
	160	40	194	13	200	200	G160R5Z21	G160R6Z21
	200	50	234	13	200	200	G200R5Z21	G200R6Z21



SERIES H

Blue elastic tyre bonded to nylon wheel centre and castors



65 Shore A



80 - 200mm



130 - 250kg



Roller Bearing



Ball Bearing

- > Black polyamide wheel with blue elastic rubber tread
- > Roller bearing without threadguards. Ball bearing has plastic threadguards

- > Pressed steel, zinc plated castor body
- > Ideal for handling trolleys



WHEELS

(mm)	(mm)	(mm)	(mm)	(daN)	(code)	(code)
80	35	12	40	130	H080R1021	H080B1021
100	35	12	40	150	H100R1021	H100B1021
125	38	15	50	150	H125R1021	H125B1021
160	46	20	59	200	H160R1021	-
200	46	20	59	250	H200R1021	-

TOP PLATE CASTORS



								SWIVEL	FIXED	+ TOTAL BRAKE
	80	35	105	105x80	87/77x60	9	130	H080R2Z21	H080R3Z21	H080R4Z21
	100	35	125	105x80	87/77x60	9	150	H100R2Z21	H100R3Z21	H100R4Z21
	125	38	155	105x80	87/77x60	9	150	H125R2Z21	H125R3Z21	H125R4Z21
	160	46	195	135x110	105x84/76	11	200	H160R2Z21	H160R3Z21	H160R4Z21
	200	46	235	135x110	105x84/76	11	250	H200R2Z21	H200R3Z21	H200R4Z21

								SWIVEL	FIXED	+ TOTAL BRAKE
	80	35	105	105x80	87/77x60	9	130	H080B2Z21	H080B3Z21	H080B4Z21
	100	35	125	105x80	87/77x60	9	150	H100B2Z21	H100B3Z21	H100B4Z21
	125	38	155	105x80	87/77x60	9	150	H125B2Z21	H125B3Z21	H125B4Z21
	160	46	195	135x110	105x84/76	11	200	H160B2Z21	H160B3Z21	H160B4Z21
	200	46	235	135x110	105x84/76	11	250	H200B2Z21	H200B3Z21	H200B4Z21

BOLT HOLE CASTORS



								SWIVEL	+ TOTAL BRAKE
	80	35	104	13	130	H080R5Z21	H080R6Z21		
	100	35	124	13	150	H100R5Z21	H100R6Z21		
	125	38	154	13	150	H125R5Z21	H125R6Z21		
	160	46	194	13	200	H160R5Z21	H160R6Z21		
	200	46	234	13	250	H200R5Z21	H200R6Z21		

								SWIVEL	+ TOTAL BRAKE
	80	35	104	13	130	H080B5Z21	H080B6Z21		
	100	35	124	13	150	H100B5Z21	H100B6Z21		
	125	38	154	13	150	H125B5Z21	H125B6Z21		
	160	46	194	13	200	H160B5Z21	H160B6Z21		
	200	46	234	13	250	H200B5Z21	H200B6Z21		



SERIES K Thermoplastic rubber tyred wheels with polypropylene centre and standard castors



65 Shore A



80 - 200mm



70 - 205kg



Roller Bearing










Ball Bearing

- > **Light grey** polypropylene wheel with dark grey thermoplastic rubber tread
- > **Roller bearing** has metal threadguards. **Ball bearing** has plastic threadguards

- > **Pressed steel**, zinc plated castor body
- > **Ideal** for handling trolleys



















WHEELS

 (mm)	 (mm)	 (mm)	 (mm)	 (daN)	 (code)	 (code)
80	30	12	39	70	K080R1021	-
80	30	8	40	70	-	K080B1021
100	32	12	40	100	K100R1021	-
100	32	15	40	100	-	K100B1021
125	32	15	50	135	K125R1021	K125B1021
160	40	20	59	200	K160R1021	K160B1021
200	50	20	59	205	K200R1021	K200B1021



TOP PLATE CASTORS

							 (kg)	SWIVEL	FIXED	+ TOTAL BRAKE
	80	30	108	105x80	80/77x60	9	70	K080R2Z21	K080R3Z21	K080R4Z21
100	32	125	105x80	80/77x60	9	100	K100R2Z21	K100R3Z21	K100R4Z21	
125	32	155	105x80	80/77x60	9	135	K125R2Z21	K125R3Z21	K125R4Z21	
160	40	195	135x110	105x84/76	11	200	K160R2Z21	K160R3Z21	K160R4Z21	
200	50	235	135x110	105x84/76	11	205	K200R2Z21	K200R3Z21	K200R4Z21	

							 (kg)	SWIVEL	FIXED	+ TOTAL BRAKE
	80	30	108	105x80	80/77x60	9	70	K080B2Z21	K080B3Z21	K080B4Z21
100	32	125	105x80	80/77x60	9	100	K100B2Z21	K100B3Z21	K100B4Z21	
125	32	155	105x80	80/77x60	9	135	K125B2Z21	K125B3Z21	K125B4Z21	
160	40	195	135x110	105x84/76	11	200	K160B2Z21	K160B3Z21	K160B4Z21	
200	50	235	135x110	105x84/76	11	205	K200B2Z21	K200B3Z21	K200B4Z21	

Bolt Hole Castors available on request

CASTORS

SERIES ST Stainless Steel Castors



Plain Bore

- > Standard duty loads
- > Pressed stainless steel castor housing
- > Suitable for use on compact floors



Copolymer

80 - 100mm



0°C to +60°C



80 - 125kg

Nylon

125 - 200mm

-20°C to +80°C

130 - 180kg

STAINLESS STEEL STANDARD DUTY CASTORS



	80	100	125	150	200	kg	SWIVEL	FIXED	SWIVEL & BRAKE	BOLT HOLE	BOLT HOLE & BRAKE		
	30	30	35	45	55	80	F080P2S01	F080P3S01	F080P4S01	F080P5S01	F080P6S01		
	108	127	155	192	240	125	F100P2S01	F100P3S01	F100P4S01	F100P5S01	F100P6S01		
	100x80	100x80	100x80	129x106	129x106	130	F125P2S01	F125P3S01	F125P4S01	F125P5S01	F125P6S01		
	80x60	80x60	80x60	105x80	105x80	180	F150P2S01	F150P3S01	F150P4S01	F150P5S01	F150P6S01		
	9	9	9	11	11	180	F200P2S01	F200P3S01	F200P4S01	F200P5S01	F200P6S01		
	12	12	12	16	16								

- > Grey non-marking thermoplastic
- > Standard duty loads
- > Pressed steel and stainless steel castor housings
- > Excellent rolling resistance



80 - 200mm



-20°C to +70°C



70 - 200kg

STAINLESS STEEL STANDARD DUTY CASTORS



	80	100	125	150	200	kg	SWIVEL	FIXED	SWIVEL & BRAKE	BOLT HOLE	BOLT HOLE & BRAKE		
	30	30	35	45	55	70	K080P2S01	K080P3S01	K080P4S01	K080P5S01	K080P6S01		
	108	127	155	192	240	100	K100P2S01	K100P3S01	K100P4S01	K100P5S01	K100P6S01		
	100x80	100x80	100x80	129x106	129x106	120	K125P2S01	K125P3S01	K125P4S01	K125P5S01	K125P6S01		
	80x60	80x60	80x60	105x80	105x80	180	K150P2S01	K150P3S01	K150P4S01	K150P5S01	K150P6S01		
	9	9	9	11	11	200	K200P2S01	K200P3S01	K200P4S01	K200P5S01	K200P6S01		
	12	12	12	16	16								

CASTORS



SERIES ST Stainless Steel Castors



Plain Bore

- > Polyurethane on polyamide centre
- > Standard duty loads
- > Pressed steel and stainless steel castor housings
- > Suitable for food processing and chemical industry



65 Shore D



80 - 200mm



-15°C to +80°C



120 - 200kg

STAINLESS STEEL STANDARD DUTY CASTORS



									SWIVEL	FIXED	SWIVEL & BRAKE
	80	30	108	100x80	80x60	9	12	120	E080P2S01	E080P3S01	E080P4S01
	100	30	127	100x80	80x60	9	12	130	E100P2S01	E100P3S01	E100P4S01
	125	35	155	100x80	80x60	9	12	130	E125P2S01	E125P3S01	E125P4S01
	150	45	192	129x106	105x80	11	16	200	E150P2S01	E150P3S01	E150P4S01
	200	55	240	129x106	105x80	11	16	200	E200P2S01	E200P3S01	E200P4S01

Bolt Hole Castors available on request

- > Blue non-marking elastic rubber
- > Standard duty loads
- > Pressed steel and stainless steel castor housings
- > Suitable for use on compact floors



73 Shore A



100 - 200mm



-20°C to +70°C



130 - 200kg

STAINLESS STEEL STANDARD DUTY CASTORS



									SWIVEL	FIXED	SWIVEL & BRAKE	BOLT HOLE	BOLT HOLE & BRAKE
	100	30	127	100x80	80x60	9	12	130	H100P2S01	H100P3S01	H100P4S01	H100P5S01	H100P6S01
	125	35	155	100x80	80x60	9	12	130	H125P2S01	H125P3S01	H125P4S01	H125P5S01	H125P6S01
	160	45	197	129x106	105x80	11	16	200	H160P2S01	H160P3S01	H160P4S01	H160P5S01	H160P6S01
	200	55	240	129x106	105x80	11	16	200	H200P2S01	H200P3S01	H200P4S01	H200P5S01	H200P6S01

- > Grey non-marking elastic rubber
- > Standard duty loads
- > Pressed steel and stainless steel castor housings
- > Suitable for use on compact floors



80 - 200mm



-20°C to +60°C



70 - 200kg

STAINLESS STEEL STANDARD DUTY CASTORS



									SWIVEL	FIXED	SWIVEL & BRAKE	BOLT HOLE	BOLT HOLE & BRAKE
	100	30	127	100x80	80x60	9	12	70	B100P2S01	B100P3S01	B100P4S01	B100P5S01	B100P6S01
	125	35	155	100x80	80x60	9	12	100	B125P2S01	B125P3S01	B125P4S01	B125P5S01	B125P6S01
	160	45	197	129x106	105x80	11	16	150	B160P2S01	B160P3S01	B160P4S01	B160P5S01	B160P6S01
	200	55	240	129x106	105x80	11	16	200	B200P2S01	B200P3S01	B200P4S01	B200P5S01	B200P6S01



SERIES T

Cast polyurethane tyre bonded to cast aluminium wheel centres and castors



100 - 200mm



250 - 400kg









Ball Bearing

- > **Aluminium centre** wheel with brown polyurethane tread
- > **Without** threadguards

- > **Pressed steel**, zinc plated castor body
- > **Ideal** for handling trolleys and pallet trucks










WHEELS

					
(mm)	(mm)	(mm)	(mm)	(daN)	(code)
100	40	12	40	250	T100B1051
125	40	15	40	300	T125B1051

TOP PLATE CASTORS



							SWIVEL	FIXED	+ TOTAL BRAKE
100	40	128	105x80	80/77x60	9	250	T100B2Z51	T100B3Z51	T100B4Z51
100	40	128	135x110	105x84/76	11	250	T100B2Z52	T100B3Z52	T100B4Z52
125	40	155	105x80	80/77x60	9	300	T125B2Z51	T125B3Z51	T125B4Z51
125	40	155	135x110	105x84/76	11	300	T125B2Z52	T125B3Z52	T125B4Z52

SERIES V

Black elastic rubber tyre bonded to aluminium wheel centres & castors



125 - 200mm



250 - 400kg









Ball Bearing

- > **Aluminium centre** wheel with black elastic rubber tread
- > **Without** threadguards

- > **Pressed steel**, zinc plated castor body
- > **Ideal** for pallet trucks










WHEELS

					
(mm)	(mm)	(mm)	(mm)	(daN)	(code)
125	40	15	50	250	V125B1051
160	40	15	60	300	V160B1051
200	40	20	60	400	V200B1051

TOP PLATE CASTORS



							SWIVEL	FIXED	+ TOTAL BRAKE
125	40	162	135x110	105x84/76	11	250	V125B2Z51	V125B3Z51	V125B4Z51
160	40	195	135x110	105x84/76	11	300	V160B2Z51	V160B3Z51	V160B4Z51
200	50	235	135x110	105x84/76	11	400	V200B2Z51	V200B3Z51	V200B4Z51

CASTORS



SERIES 64 Cast polyurethane tyre bonded to cast iron centre wheel



- > Cast iron centre wheel
- > Zinc plated pressed steel castor housings
- > Standard to medium-heavy duty loads
- > Ideal for applications with heavy duty loads

WHEELS



(mm)	(mm)	(mm)	(mm)	(mm)	(mm)	(daN)	(daN)	(daN)	(kg)	(code)
80	20	12	18	32	14	200	150	150	0.45	642181
100	38	15	40	35	11	500	220	380	1.02	642152
125	38	15	40	47	15	600	240	450	1.45	642153
150	50	20	55	47	15	910	290	700	2.50	642154
160	50	20	55	47	14	1000	300	750	2.65	642164
180	50	20	55	47	14	1100	350	9000	3.02	642155
200	50	20	55	47	14	1500	380	1000	3.65	642156
250	60	25	65	62	17	2500	480	1500	8.13	642157
300	60	30	65	62	17	3200	550	1750	11.43	642158
360	120	40	120	90	23	3800	750	2800	31.63	642139
400	100	50	120	110	28	4500	750	2800	28.86	642126

More sizes and bore types (including plain bore) available on request

CASTORS

STANDARD DUTY CASTORS - NL



										SWIVEL	FIXED	SWIVEL & BRAKE		
80	28	107	100x85	80x60	9	37	120	220	0.95	644551	0.82	644651	1.11	645451
100	38	128	100x85	80x60	9	35	120	220	1.51	644552	1.40	644652	1.67	645452
125	38	156	100x85	80x60	9	37	120	220	1.97	644553	1.86	644653	2.13	645453
125	50	165	140x110	105x80	11	56	156	300	3.38	644563	2.89	644663	3.58	645463
150	50	194	140x110	105x80	11	56	156	300	3.87	644554	3.59	644654	4.12	645464
160	50	199	140x110	105x80	11	56	156	300	3.98	644564	3.71	644664	4.23	645474
180	50	220	140x110	105x80	11	56	156	300	4.48	644555	4.21	644655	4.68	645465
200	50	240	140x110	105x80	11	56	156	300	5.16	644556	4.92	644656	5.36	645466

HEAVY DUTY CASTORS - P



										SWIVEL	FIXED	SWIVEL & BRAKE	SWIVEL & BRAKE		
80	28	128	100x85	80x60	9	50	-	280	1.38	645851	0.96	646851	-	-	
100	38	138	100x85	80x60	9	46	123	350	1.93	645852	1.52	646852	2.06	644852	
125	38	161	100x85	80x60	9	48	123	350	2.37	645853	2.04	646853	2.50	644853	
125	50	170	140x110	105x80	11	70	126	550	3.66	645863	2.65	646863	-	4.24	644863
150	50	200	140x110	105x80	11	70	126	700	4.81	645854	3.55	646854	-	5.33	644854
160	50	205	140x110	105x80	11	70	126	750	4.93	645864	4.93	646864	-	5.45	644864
180	50	228	140x110	105x80	11	70	126	750	5.30	645855	4.45	646855	-	5.90	644855
200	50	250	140x110	105x80	11	70	126	750	6.06	645856	5.15	646856	-	6.66	644856

More castor types (including medium duty and twin wheel) available on request



SERIES 67HS

Heat resistant wheels and castors



80 Shore A -20°C to +500°C 80 - 200mm



75 - 700kg









Plain Bore

- > Heat resistant wheels produced from a variety of materials
- > Plain, glacier and ball bearing bore wheels

- > Heat stable wheels are heat resistant, synthetic material
- > Ideal for the food processing industry











WHEELS

 (mm)	 (mm)	 (mm)	 (mm)	 (daN)	 (code)
80	33	12	40	100	67HS1011
100	34	12	40	180	67HS1032
100	34	12	40	250	67HS1012
100	34	12	40	250	67HS1012/G*
100	40	15	47	250	67HS1022
125	38	15	44	300	67HS1013
150	52	20	58	350	67HS1014
200	52	20	58	400	67HS1016

*67HS1012/G comes with glacier bush









STANDARD DUTY CASTORS - NL



								SWIVEL	FIXED	BOLT HOLE
100	34	128	102x84	80x60	12	150	67HS4402	67HS5702	67HS6662	

STAINLESS STEEL STANDARD DUTY CASTORS - NLX



								SWIVEL	FIXED	BOLT HOLE
100	34	128	102x84	80x60	12	150	67HS4412	67HS5712	67HS6612	

CASTORS



SERIES KS Soft grey thermoplastic wheels and castors









65 Shore A -20°C to +80°C 100 - 250mm 135 - 300kg Ball Bearing

- > **Soft grey thermoplastic** rubber tyre, bonded to polypropylene centre
- > **Excellent rolling resistance** and quiet running
- > **Suitable for humid environments** with medium harsh chemicals
- > **Ideal** for trolleys with light duty loads










WHEELS

 (mm)	 (mm)	 (mm)	 (mm)	 (daN)	 (code)
100	8	40	36	135	KS100B1021
125	10	50	36	165	KS125B1021
160	12	59	40	200	KS160B1021
200	12	59	40	250	KS200B1021
250	12	59	40	300	KS250B1021









TOP PLATE CASTORS

						 (daN)	SWIVEL	FIXED	SWIVEL & BRAKE
100	36	125	80x60	9	40	135	KS100B2Z21	KS100B3Z21	KS100B4Z21
125	36	155	80x60	9	40	165	KS125B2Z21	KS125B3Z21	KS125B4Z21
160	40	195	105x80	11	55	200	KS160B2Z21	KS160B3Z21	KS160B4Z21
200	40	235	105x80	11	55	250	KS200B2Z21	KS200B3Z21	KS200B4Z21
250	40	295	105x80	11	65	300	KS250B2Z21	KS250B3Z21	KS250B4Z21



BOLT HOLE CASTORS

					 (kg)	BOLT HOLE	BOLT HOLE & BRAKE
100	36	124	40	13	135	KS100B5Z21	KS100B6Z21
125	36	154	40	13	165	KS125B5Z21	KS125B6Z21
160	40	189	55	13	200	KS160B5Z21	KS160B6Z21
200	40	228	55	13	250	KS200B5Z21	KS200B6Z21



SERIES KSA/E Soft conductive thermoplastic wheels and castors









65 Shore A -20°C to +80°C 100 - 200mm 90 - 175kg Ball Bearing

- > **Soft conductive thermoplastic** rubber tyre, bonded to polypropylene centre
- > **Excellent rolling resistance** and quiet running
- > **Suitable for humid environments** with medium harsh chemicals
- > **Ideal** for trolleys with light duty loads










WHEELS

 (mm)	 (mm)	 (mm)	 (mm)	 (daN)	 (code)
100	8	40	36	90	KSA100B1021A
100	8	40	36	90	KSA100B1021E
125	10	50	36	120	KSA125B1021A
125	10	50	36	120	KSA125B1021E
160	12	59	40	135	KSA160B1021A
160	12	59	40	135	KSA160B1021E
200	12	59	40	175	KSA200B1021A
200	12	59	40	175	KSA200B1021E

CASTORS



						 (daN)	SWIVEL	FIXED	SWIVEL & BRAKE
100	36	125	105x80	80x60	40	90	KSA100B2Z21A	KSA100B3Z21A	KSA100B4Z21A
100	36	125	105x80	80x60	40	90	KSA100B2Z21E	KSA100B3Z21E	KSA100B4Z21E
125	36	155	105x80	80x60	40	120	KSA125B2Z21A	KSA125B3Z21A	KSA125B4Z21A
125	36	155	105x80	80x60	40	120	KSA125B2Z21E	KSA125B3Z21E	KSA125B4Z21E
160	40	195	135x110	105x80	55	135	KSA160B2Z21A	KSA160B3Z21A	KSA160B4Z21A
160	40	195	135x110	105x80	55	135	KSA160B2Z21E	KSA160B3Z21E	KSA160B4Z21E
200	40	235	135x110	105x80	55	175	KSA200B2Z21A	KSA200B3Z21A	KSA200B4Z21A
200	40	235	135x110	105x80	55	175	KSA200B2Z21E	KSA200B3Z21E	KSA200B4Z21E

CASTORS



LDV Series

Pressed Steel Castor

- Load capacities from 50kg up to 250kg
- Wheel sizes from 50mm to 200mm
- Strong pressed steel bracket
- Double ball race swivel head

White Polypropylene

Wheel Dia. (mm)	Tread Width (mm)	Bearing	Top Plate (mm)	Bolt Holes (mm)	Offset (mm)	Overall Height (mm)	Load Cap. (kg)	Swivel	Swivel Braked	Fixed
50	18	Plain	50x50	36x36	32	72	50	LSV050PP	LSV050PPBR	N/A
75	25	Plain	75x60	55x42	34	95	70	LSV075PP	LSV075PPBR	LFV075PP
100	35	Plain	102x84	80x60	34	128	125	LSV100PP	LSV100PPBR	LFV100PP
125	37	Plain	102x84	80x60	34	155	160	LSV125PP	LSV125PPBR	LFV125PP
160	40	Plain	135x110	105x80	48	190	200	LSV160PP	LSV160PPBR	LFV160PP
200	40	RB	135x110	105x80	58	235	250	LSV200PP	LSV200PPBR	LFV200PP



Grey Rubber Tyre

Wheel Dia. (mm)	Tread Width (mm)	Bearing	Top Plate (mm)	Bolt Holes (mm)	Offset (mm)	Overall Height (mm)	Load Cap. (kg)	Swivel	Swivel Braked	Fixed
50	18	Plain	50x50	36x36	32	72	50	LSV050RP	LSV050RPBR	N/A
75	25	Plain	75x60	55x42	34	95	50	LSV075RP	LSV075RPBR	LFV075RP
100	24	RB	102x84	80x60	34	128	70	LSV100RP	LSV100RPBR	LFV100RP
125	24	RB	102x84	80x60	34	155	100	LSV125RP	LSV125RPBR	LFV125RP
160	22	Plain	135x110	105x80	48	190	135	LSV160RP	LSV160RPBR	LFV160RP
200	30	Plain	135x110	105x80	58	235	205	LSV200RP	LSV200RPBR	LFV200RP



Black Rubber Tyre

Wheel Dia. (mm)	Tread Width (mm)	Bearing	Top Plate (mm)	Bolt Holes (mm)	Offset (mm)	Overall Height (mm)	Load Cap. (kg)	Swivel	Swivel Braked	Fixed
75	22	RB	75x 60	55x42	32	95	50	LSV075RMB	LSV075RMBBR	LFV075RMB
100	24	RB	102x84	80x60	34	128	70	LSV100RMB	LSV100RMBBR	LFV100RMB
125	24	RB	102x84	80x60	34	155	100	LSV125RMB	LSV125RMBBR	LFV125RMB
160	22	RB	135x110	105x80	48	190	160	LSV160RMB	LSV160RMBBR	LFV160RMB
200	30	RB	135x110	105x80	58	235	205	LSV200RMB	LSV200RMBBR	LFV200RMB



CASTORS

All available in the following types

Top plate



Swivel

Swivel Brake

Fixed

LDV Series Pressed Steel Castor

- Load capacities from 50kg up to 250kg
- Wheel sizes from 50mm to 200mm
- Strong pressed steel bracket
- Double ball race swivel head

White Polypropylene

Wheel Dia. (mm)	Tread Width (mm)	Bearing	Bolt Holes (mm)	Offset (mm)	Overall Height (mm)	Load Cap. (kg)	Swivel	Swivel Braked
50	20	Plain	10	23	72	50	LSV050PPBH	LSV050PPBHBR
75	20	Plain	10	30	100	70	LSV075PPBH	LSV075PPBHBR
100	20	Plain	12	38	135	80	LSV100PPBH	LSV100PPBHBR
125	35	Plain	12	38	155	125	LSV125PPBH	LSV125PPBHBR



Grey Rubber Tyre

Wheel Dia. (mm)	Tread Width (mm)	Bearing	Bolt Holes (mm)	Offset (mm)	Overall Height (mm)	Load Cap. (kg)	Swivel	Swivel Braked
50	18	Plain	10	23	72	50	LSV050RPBH	LSV050RPBHBR
75	21	Plain	10	30	100	70	LSV075RPBH	LSV075RPBHBR
100	27	Plain	12	38	135	80	LSV100RPBH	LSV100RPBHBR
125	27	Plain	12	38	155	100	LSV125RPBH	LSV125RPBHBR



All available in the following types
Bolt hole



Swivel

Swivel Brake

Expander Fittings

This range of Nylon fittings allow castors to be fitted to hollow tube constructed equipment and furniture. Available loose or factory fitted to your choice of castor.

Tube Size (Internal mm)		Catalogue Reference	
Min	Max	Round	Square
19	21.5	WR07 19/21.5	n/a
21.5	24	WR07 21.5/24	WR47 21.5/24
24	27	WR07 24/27	WR47 24/27
27	30	WR07 27/30	WR47 27/30
31	35	WR07 31/35	n/a
32	35	n/a	WR47 32/35
36	40	n/a	WR47 36/40

All available in the following types
Expander Fittings



Round



Square



MDV Series

Pressed Steel Castor

- Load capacities from 70kg up to 350kg
- Wheel sizes from 80mm to 200mm
- Strong pressed steel bracket
- Double ball race swivel head
- Bottle cap thread guards

Red Polyurethane Tyre/Nylon Centre

Wheel Dia. (mm)	Tread Width (mm)	Bearing	Top Plate (mm)	Bolt Holes (mm)	Offset (mm)	Overall Height (mm)	Load Cap. (kg)	Swivel	Swivel Braked	Fixed
80	30	RB	105x80	80x60	40	108	150	MSV080PN1B	MSV080PN1BSWB	MFV080PN1B
100	32	RB	105x80	80x60	40	128	150	MSV100PN1B	MSV100PN1BSWB	MFV100PN1B
125	32	RB	105x80	80x60	40	155	200	MSV125PN1B	MSV125PN1BSWB	MFV125PN1B
160	40	RB	135x110	105x80	55	195	300	MSV160PN1B	MSV160PN1BSWB	MFV160PN1B
200	50	RB	135x110	105x80	55	235	350	MSV200PN1B	MSV200PN1BSWB	MFV200PN1B



Blue Rubber Tyre

Wheel Dia. (mm)	Tread Width (mm)	Bearing	Top Plate (mm)	Bolt Holes (mm)	Offset (mm)	Overall Height (mm)	Load Cap. (kg)	Swivel	Swivel Braked	Fixed
80	35	RB	105x80	80x60	40	108	150	MSV080RN1B	MSV080RN1BSWB	MFV080RN1B
100	36	RB	105x80	80x60	40	128	160	MSV100RN1B	MSV100RN1BSWB	MFV100RN1B
125	38	RB	105x80	80x60	40	155	200	MSV125RN1B	MSV125RN1BSWB	MFV125RN1B
160	46	RB	135x110	105x80	55	195	300	MSV160RN1B	MSV160RN1BSWB	MFV160RN1B
200	46	RB	135x110	105x80	55	235	350	MSV200RN1B	MSV200RN1BSWB	MFV200RN1B



White Nylon

Wheel Dia. (mm)	Tread Width (mm)	Bearing	Top Plate (mm)	Bolt Holes (mm)	Offset (mm)	Overall Height (mm)	Load Cap. (kg)	Swivel	Swivel Braked	Fixed
80	32	RB	105x80	80x60	40	108	130	MSV080NY1B	MSV080NY1BSWB	MFV080NY1B
100	36	RB	105x80	80x60	40	128	150	MSV100NY1B	MSV100NY1BSWB	MFV100NY1B
125	40	RB	105x80	80x60	40	155	200	MSV125NY1B	MSV125NY1BSWB	MFV125NY1B
160	50	RB	135x110	105x80	55	195	300	MSV160NY1B	MSV160NY1BSWB	MFV160NY1B
200	50	RB	135x110	105x80	55	235	300	MSV200NY1B	MSV200NY1BSWB	MFV200NY1B



Grey Rubber Tyre

Wheel Dia. (mm)	Tread Width (mm)	Bearing	Top Plate (mm)	Bolt Holes (mm)	Offset (mm)	Overall Height (mm)	Load Cap. (kg)	Swivel	Swivel Braked	Fixed
80	35	RB	105x80	80x60	40	108	70	MSV080GRP1B	MSV080GRP1BSWB	MFV080GRP1B
100	35	RB	105x80	80x60	40	128	75	MSV100GRP1B	MSV100GRP1BSWB	MFV100GRP1B
125	37	RB	105x80	80x60	40	155	100	MSV125GRP1B	MSV125GRP1BSWB	MFV125GRP1B
160	40	RB	135x110	105x80	55	195	135	MSV160GRP1B	MSV160GRP1BSWB	MFV160GRP1B
200	50	RB	135x110	105x80	55	235	205	MSV200GRP1B	MSV200GRP1BSWB	MFV200GRP1B



Black Rubber Tyre

Wheel Dia. (mm)	Tread Width (mm)	Bearing	Top Plate (mm)	Bolt Holes (mm)	Offset (mm)	Overall Height (mm)	Load Cap. (kg)	Swivel	Swivel Braked	Fixed
80	35	RB	105x80	80x60	40	108	70	MSV080BRP1B	MSV080BRP1BSWB	MFV080BRP1B
100	35	RB	105x80	80x60	40	128	75	MSV100BRP1B	MSV100BRP1BSWB	MFV100BRP1B
125	37	RB	105x80	80x60	40	155	100	MSV125BRP1B	MSV125BRP1BSWB	MFV125BRP1B
160	40	RB	135x110	105x80	55	195	135	MSV160BRP1B	MSV160BRP1BSWB	MFV160BRP1B
200	50	RB	135x110	105x80	55	235	205	MSV200BRP1B	MSV200BRP1BSWB	MFV200BRP1B



All available in the following types



Swivel



Swivel Brake



Fixed

MSS Series

Stainless Steel Castor

- Load capacities from 120kg up to 300kg
- Wheel sizes from 80mm to 200mm
- Strong stainless steel bracket
- Double ball race swivel head
- Plain or roller bearing wheels

White Nylon

Plain bearing

Wheel bearing Key

Roller bearing

Bolt hole	Wheel Dia. (mm)	Tread Width (mm)	Bolt Hole (mm)	Offset (mm)	Overall Height (mm)	Load Cap. (kg)	Swivel	Swivel Brake	Swivel	Swivel Brake
	80	30	12	37	105	150	MSS080NYBH	MSS080NYBHBR	MSS080NYBBH	MSS080NYBBHBR
100	30	12	37	126	150	MSS100NYBH	MSS100NYBHBR	MSS100NYBBH	MSS100NYBBHBR	
125	40	12	42	150	150	MSS125NYBH	MSS125NYBHBR	MSS125NYBBH	MSS125NYBBHBR	
150	40	12	45	178	200	MSS150NYBH	MSS150NYBHBR	MSS150NYBBH	MSS150NYBBHBR	
160	40	16	55	194	300	MSS160NYBH	MSS160NYBHBR	MSS160NYBBH	MSS160NYBBHBR	
200	50	16	55	232	300	MSS200NYBH	MSS200NYBHBR	MSS200NYBBH	MSS200NYBBHBR	

Top plate	Wheel Dia. (mm)	Tread Width (mm)	Bearing	Top Plate (mm)	Bolt Holes (mm)	Offset (mm)	Total Height (mm)	Load Cap. (kg)	Swivel	Swivel Braked	Fixed
	80	30	Plain	100x85	80x60	37	107	150	MSS080NY	MSS080NYBR	MFS080NY
100	30	Plain	100x85	80x60	37	128	150	MSS100NY	MSS100NYBR	MFS100NY	
125	40	Plain	115x85	80x60	42	155	150	MSS125NY	MSS125NYBR	MFS125NY	
160	40	Plain	140x110	105x80	55	197	300	MSS160NY	MSS160NYBR	MFS160NY	
200	50	Plain	140x110	105x80	55	235	300	MSS200NY	MSS200NYBR	MFS200NY	



Polyurethane Tyre/Nylon Centre

Plain bearing

Wheel bearing Key

Roller bearing

Bolt hole	Wheel Dia. (mm)	Tread Width (mm)	Bolt Hole (mm)	Offset (mm)	Overall Height (mm)	Load Cap. (kg)	Swivel	Swivel Brake	Swivel	Swivel Brake
	80	30	12	37	105	120	MSS080PNBH	MSS080PNBHBR	MSS080PNBBH	MSS080PNBBHBR
100	30	12	37	126	150	MSS100PNBH	MSS100PNBHBR	MSS100PNBBH	MSS100PNBBHBR	
125	35	12	42	150	150	MSS125PNBH	MSS125PNBHBR	MSS125PNBBH	MSS125PNBBHBR	
150	40	12	45	178	150	MSS150PNBH	MSS150PNBHBR	MSS150PNBBH	MSS150PNBBHBR	
200	50	16	55	232	300	MSS200PNBH	MSS200PNBHBR	MSS200PNBBH	MSS200PNBBHBR	

Top plate	Wheel Dia. (mm)	Tread Width (mm)	Top Plate (mm)	Bolt Holes (mm)	Offset (mm)	Total Height (mm)	Load Cap. (kg)	Swivel	Swivel Brake	Fixed	Swivel	Swivel Brake	Fixed
	80	30	100x85	80x60	37	107	120	MSS080PN	MSS080PNBR	MFS080PN	MSS080PNB	MSS080PNBBR	MFS080PNB
100	30	100x85	80x60	37	128	150	MSS100PN	MSS100PNBR	MFS100PN	MSS100PNB	MSS100PNBBR	MFS100PNB	
125	35	115x85	80x60	42	155	150	MSS125PN	MSS125PNBR	MFS125PN	MSS125PNB	MSS125PNBBR	MFS125PNB	
150	40	115x85	80x60	45	181	150	MSS150PN	MSS150PNBR	MFS150PN	MSS150PNB	MSS150PNBBR	MFS150PNB	
200	50	140x110	105x80	55	235	300	MSS200PN	MSS200PNBR	MFS200PN	MSS200PNB	MSS200PNBBR	MFS200PNB	



CASTORS

Elastic Rubber Tyre/Polyamide Centre

Bolt hole	Wheel Dia. (mm)	Tread Width (mm)	Bearing	Bolt Hole (mm)	Offset (mm)	Overall Height (mm)	Load Cap. (kg)	Swivel	Swivel Brake
	100	36	RB	12	37	126	150	MSS100RNBBH	MSS100RNBBHBR
125	36	RB	12	42	150	150	MSS125RNBBH	MSS125RNBBHBR	
160	50	RB	16	55	194	300	MSS160RNBBH	MSS160RNBBHBR	
200	50	RB	16	55	232	300	MSS200RNBBH	MSS200RNBBHBR	

Top plate	Wheel Dia. (mm)	Tread Width (mm)	Bearing	Top Plate (mm)	Bolt Holes (mm)	Offset (mm)	Overall Height (mm)	Load Cap. (kg)	Swivel	Swivel Brake	Fixed
	80	36	RB	100x85	80x60	37	108	120	MSS080RNB	MSS080RNBRR	MFS080RNB
100	36	RB	100x85	80x60	37	128	150	MSS100RNB	MSS100RNBRR	MFS100RNB	
125	36	RB	115x85	80x60	42	155	150	MSS125RNB	MSS125RNBRR	MFS125RNB	
160	50	RB	140x110	105x80	55	197	300	MSS160RNB	MSS160RNBRR	MFS160RNB	
200	50	RB	140x110	105x80	55	235	300	MSS200RNB	MSS200RNBRR	MFS200RNB	



All available in the following types

Top plate

Bolt hole



Swivel

Swivel Brake

Fixed

Swivel

Swivel Brake

MG Series

Fabricated Steel Castor

- Load capacities from 200kg up to 600kg
- Wheel sizes from 100mm to 200mm
- Robust fabricated steel bracket
- Double ball race swivel head
- Double pedal brake

Cast Iron

Wheel Dia. (mm)	Tread Width (mm)	Bearing	Top Plate (mm)	Bolt Holes (mm)	Offset (mm)	Overall Height (mm)	Load Cap. (kg)	Swivel	Swivel Braked	Fixed
100	50	RB	135x110	105x80	35	143	300	KSMG100CIB	KBMG100CIB	KFMG100CIB
125	40	BJ	135x110	105x80	39	165	350	KSMG125CIB	KBMG125CIB	KFMG125CIB
150	45	BJ	135x110	105x80	45	190	500	KSMG150CIB	KBMG150CIB	KFMG150CIB
200	45	BJ	135x110	105x80	56	240	600	KSMG200CIB	KBMG200CIB	KFMG200CIB



Polyurethane Tyre/Cast Iron Centre

Wheel Dia. (mm)	Tread Width (mm)	Bearing	Top Plate (mm)	Bolt Holes (mm)	Offset (mm)	Overall Height (mm)	Load Cap. (kg)	Swivel	Swivel Braked	Fixed
100	40	BJ	135x110	105x80	35	143	300	KSMG100PCB	KBMG100PCB	KFMG100PCB
125	50	BJ	135x110	105x80	39	165	350	KSMG125PCB	KBMG125PCB	KFMG125PCB
150	50	BJ	135x110	105x80	45	190	500	KSMG150PCB	KBMG150PCB	KFMG150PCB
160	50	BJ	135x110	105x80	45	195	500	KSMG160PCB	KBMG160PCB	KFMG160PCB
200	50	BJ	135x110	105x80	56	240	600	KSMG200PCB	KBMG200PCB	KFMG200PCB



Polyurethane Tyre/Aluminium Centre

Wheel Dia. (mm)	Tread Width (mm)	Bearing	Top Plate (mm)	Bolt Holes (mm)	Offset (mm)	Overall Height (mm)	Load Cap. (kg)	Swivel	Swivel Braked	Fixed
160	50	BJ	135x110	105x80	45	195	500	KSMG160PAB	KBMG160PAB	KFMG160PAB
200	50	BJ	135x110	105x80	56	240	600	KSMG200PAB	KBMG200PAB	KFMG200PAB



Rubber Tyre/Cast Iron Centre

Wheel Dia. (mm)	Tread Width (mm)	Bearing	Top Plate (mm)	Bolt Holes (mm)	Offset (mm)	Overall Height (mm)	Load Cap. (kg)	Swivel	Swivel Braked	Fixed
150	50	BJ	135x110	105x80	45	190	400	KSMG150RUB	KBMG150RUB	KFMG150RUB
200	50	BJ	135x110	105x80	56	240	500	KSMG200RUB	KBMG200RUB	KFMG200RUB



White Nylon

Wheel Dia. (mm)	Tread Width (mm)	Bearing	Top Plate (mm)	Bolt Holes (mm)	Offset (mm)	Overall Height (mm)	Load Cap. (kg)	Swivel	Swivel Braked	Fixed
100	50	BJ	135x110	105x80	35	143	270	KSMG100NYB	KBMG100NYB	KFMG100NYB
125	45	BJ	135x110	105x80	39	165	350	KSMG125NYB	KBMG125NYB	KFMG125NYB
150	50	BJ	135x110	105x80	45	190	500	KSMG150NYB	KBMG150NYB	KFMG150NYB
160	50	BJ	135x110	105x80	45	195	450	KSMG160NYB	KBMG160NYB	KFMG160NYB
200	50	RB	135x110	105x80	56	240	500	KSMG200NYB	KBMG200NYB	KFMG200NYB



Elastic Rubber Tyre/Aluminium Centre

Wheel Dia. (mm)	Tread Width (mm)	Bearing	Top Plate (mm)	Bolt Holes (mm)	Offset (mm)	Overall Height (mm)	Load Cap. (kg)	Swivel	Swivel Braked	Fixed
100	40	BJ	135x110	105x80	35	143	200	KSMG100EAB	KBMG100EAB	KFMG100EAB
125	50	BJ	135x110	105x80	39	165	250	KSMG125EAB	KBMG125EAB	KFMG125EAB
150	50	BJ	135x110	105x80	45	190	300	KSMG150EAB	KBMG150EAB	KFMG150EAB
160	50	BJ	135x110	105x80	45	195	300	KSMG160EAB	KBMG160EAB	KFMG160EAB
200	50	BJ	135x110	105x80	56	240	400	KSMG200EAB	KBMG200EAB	KFMG200EAB



All available in the following types



Swivel



Swivel Brake



Fixed

HK Series

Fabricated Steel Castor

- Load capacities from 250kg up to 1300kg
- Wheel sizes from 125mm to 300mm
- Robust heavy duty fabricated steel bracket
- Double ball race swivel head

Polyurethane Tyre/Cast Iron Centre

Wheel Dia. (mm)	Tread Width (mm)	Bearing	Top Plate (mm)	Bolt Holes (mm)	Offset (mm)	Overall Height (mm)	Load Cap. (kg)	Swivel	Swivel Brake	Fixed
125	50	BJ	149x110	105x80	45	177	400	HKS12520241	HKB12520241	HKF12520241
150	50	BJ	149x110	105x80	49	202	730	HKS15020241	HKB15020241	HKF15020241
200	50	BJ	149x110	105x80	54	252	1000	HKS20020241	HKB20020241	HKF20020241
250	50	BJ	149x110	105x80	70	303	1150	HKS25025241	HKB25025241	HKF25025241
300	50	BJ	149x110	105x80	80	353	1300	HKS30025241	HKB30025241	HKF30025241



Cast Iron

Wheel Dia. (mm)	Tread Width (mm)	Bearing	Top Plate (mm)	Bolt Holes (mm)	Offset (mm)	Overall Height (mm)	Load Cap. (kg)	Swivel	Swivel Brake	Fixed
125	40	BJ	149x110	105x80	45	177	500	HKS12520441	HKB12520441	HKF12520441
150	45	BJ	149x110	105x80	49	202	600	HKS15020441	HKB15020441	HKF15020441
200	45	BJ	149x110	105x80	54	252	1000	HKS20020441	HKB20020441	HKF20020441
250	54	BJ	149x110	105x80	70	303	1150	HKS25025441	HKB25025441	HKF25025441



White Nylon

Wheel Dia. (mm)	Tread Width (mm)	Bearing	Top Plate (mm)	Bolt Holes (mm)	Offset (mm)	Overall Height (mm)	Load Cap. (kg)	Swivel	Swivel Brake	Fixed
125	45	BJ	149x110	105x80	45	177	300	HKS12520111	HKB12520111	HKF12520111
150	50	BJ	149x110	105x80	49	202	600	HKS15020111	HKB15020111	HKF15020111
200	50	BJ	149x110	105x80	54	252	1000	HKS20020111	HKB20020111	HKF20020111
250	50	BJ	149x110	105x80	70	303	1100	HKS25025111	HKB25025111	HKF25025111



CASTORS

Rubber Tyre/Cast Iron Centre

Wheel Dia. (mm)	Tread Width (mm)	Bearing	Top Plate (mm)	Bolt Holes (mm)	Offset (mm)	Overall Height (mm)	Load Cap. (kg)	Swivel	Swivel Brake	Fixed
150	50	BJ	149x110	105x80	49	202	370	HKS15020341	HKB15020341	HKF15020341
200	50	BJ	149x110	105x80	54	252	535	HKS20020341	HKB20020341	HKF20020341
250	54	BJ	149x110	105x80	70	303	615	HKS25025341	HKB25025341	HKF25025341
300	54	BJ	149x110	105x80	80	353	680	HKS30025341	HKB30025341	HKF30025341



Elastic Rubber Tyre/Aluminium Centre

Wheel Dia. (mm)	Tread Width (mm)	Bearing	Top Plate (mm)	Bolt Holes (mm)	Offset (mm)	Overall Height (mm)	Load Cap. (kg)	Swivel	Swivel Brake	Fixed
125	50	BJ	149x110	105x80	45	177	250	HKS12520341	HKB12520341	HKF12520341



All available in the following types



Swivel



Swivel Brake



Fixed

KGD Series

Footmaster multifunctional levelling castors

Fixing Type	Wheel Dia. (mm)	Method Of Operating	Top Plate (mm)	Bolt Holes (mm)	Stem Size (mm)	Overall Height (mm)	Load Cap. (kg)		Part Number
							Static	Dynamic	
Stem	42	Handwheel	-	-	M8x15	71+10	50	25	KGD-40S
Top Plate	50	Handwheel	73x73	58x58	-	82+10	250	125	KGD-60F
Stem	50	Handwheel	-	-	M12x18	82+10	250	125	KGD-60S
Top Plate	50	Ratchet	73x73	58x58	-	82+10	250	125	KGDR-60F
Stem	50	Ratchet	-	-	M12x18	82+10	250	125	KGDR-60S
Top Plate	63	Handwheel	90x90	70x70	-	102+15	500	250	KGD-80F
Top Plate	63	Ratchet	90x90	70x70	-	102+15	500	250	KGDR-80F
Top Plate	75	Handwheel	95x95	70x70	-	120+12	750	375	KGD-100F
Stem	75	Handwheel	-	-	M16x24	120+12	750	375	KGD-100S
Top Plate	75	Hex Spanner	95x95	70x70	-	120+12	1000	500	KGD-120F
Top Plate	97	Hex Spanner	100x100	70x70	-	130+15	1500	750	KGD-150F

Designed to offer 360o swivel castor function, this easily operated range offer mobility, levelling and vibration damping features for light to heavy weight equipment. Footmaster multifunctional castors allow users to move and position large equipment single handily. Levelling can be achieved with ease. Static load capacities of 50kg to 1500kg and Dynamic load capacities of 25kg to 750kg offer unrivalled mobility. (KGD-60F,60S,80F & 80S available in black finish or stainless steel)

All available in the following types



KGD S Type
(Optional Black Finish)



KGDR S Type



KGD F Type
(Optional Stainless Steel)